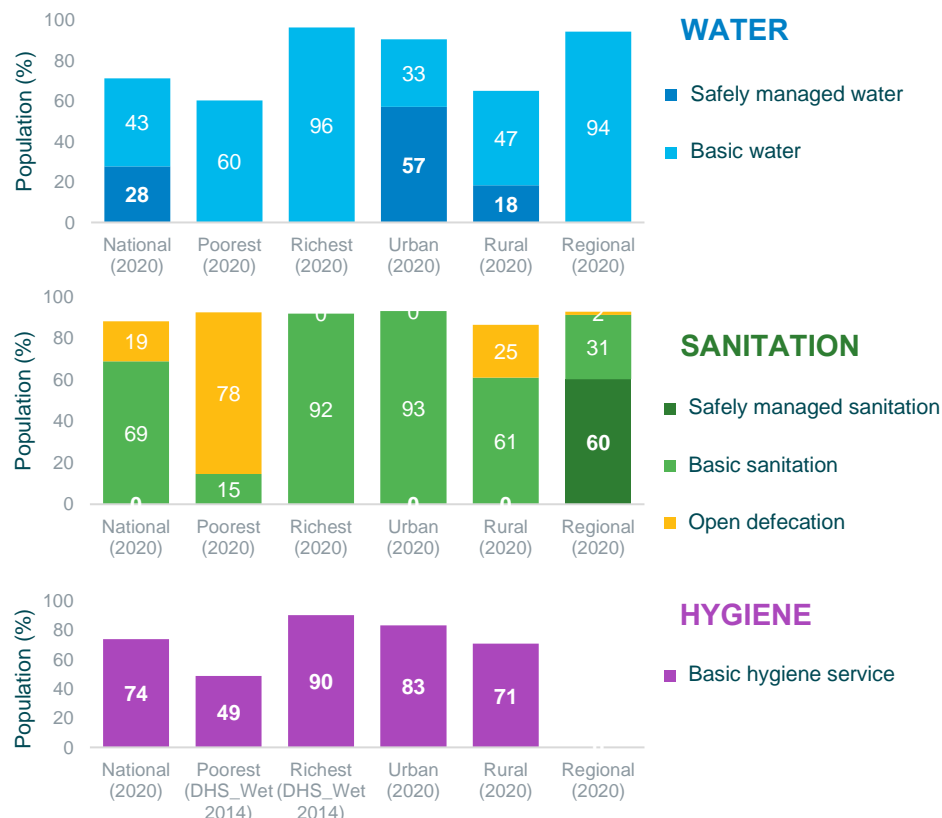


# CAMBODIA

## STATE OF WATER, SANITATION AND HYGIENE

For a population of 16,720,000 people (2020)<sup>i</sup>



Based on available trends:

To ensure 100% safely managed water by 2030, around 13 times faster progress is needed.

To ensure 100% safely managed sanitation by 2030, there is an urgent need to frequently measure progress towards SDG 6.2.

To ensure 100% handwashing facilities with soap by 2030, accelerate the speed of progress by ND%.

1 in 38 children die under the age of five (2.7% child mortality) each year<sup>ii</sup>

Cambodia ranks 144 on the Human Development Index.<sup>iv</sup>

1087 people die due to lack of access to WASH each year<sup>iii</sup>

For wealth equality, the GINI coefficient is not available. In terms of gender equality<sup>v</sup> Cambodia, ranks 17 in the region and 117 in the world<sup>vi</sup>

### SCHOOLS<sup>vii, viii</sup>

73%  
Basic water (2019)



32%  
Basic sanitation (2019)

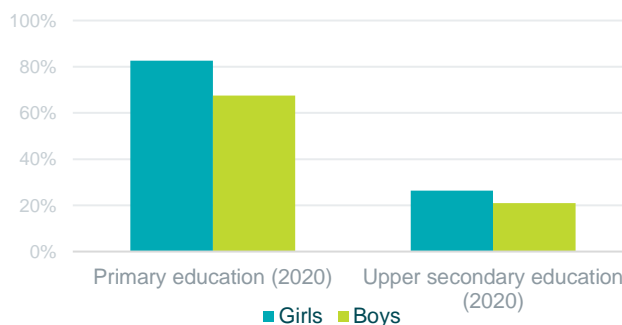
ND  
Basic water



ND  
Basic sanitation

### HEALTH CARE FACILITIES<sup>ix</sup>

### COMPLETION OF SCHOOL BY GENDER



## CLIMATE AND SDG 6<sup>x,x<sub>i</sub>,x<sub>ii</sub>,x<sub>xiii</sub></sup>

90% of the problems caused by climate change are weather related, which have significant connections to the water cycle and overall availability of water.<sup>xiv</sup> Since 2000, there have been 25 climate, hydrological and meterological disasters with an average of 15,842,776 people affected and 1,038 deaths in the

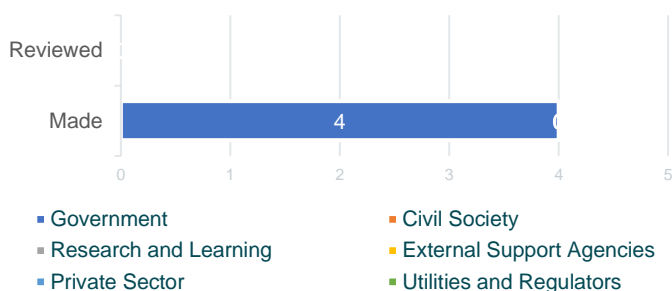
## SWA RESULTS FRAMEWORK

**Objective 1: BUILD AND SUSTAIN THE POLITICAL WILL TO ELIMINATE INEQUALITIES IN WATER, SANITATION AND HYGIENE**

**Vulnerable groups:** there are government reported measures targeting vulnerable groups for water, sanitation, and hygiene. <sup>xv</sup>

**Objective 2: CHAMPION MULTI-STAKEHOLDER APPROACHES TOWARDS ACHIEVING UNIVERSAL ACCESS TO SERVICES**

### COMMITMENTS



country attributed to these. Cambodia is ranked 151 out of 182 countries in regards to its vulnerability and readiness to successfully adapt to climate change. Cambodia is ranked 125 on the planetary pressures-adjusted HDI (PHDI).

- High level political dialogue leading to commitment and action\*
- Connecting with other SDGs for WASH prioritization\*

Vulnerable groups targeted are: Poor populations, Populations living in slums or informal settlements

- Government-led multi-stakeholder platforms\*
- Mutual Accountability through the SWA Mutual Accountability Mechanism\*

**Achievements:** 0% of the commitments have been achieved. More information can be found on the country page.<sup>xvi</sup>

**Government-led National Reviews:** Not for: drinking water, sanitation, hygiene.<sup>xvii</sup>

**Objective 3: RALLY STAKEHOLDERS TO STRENGTHEN SYSTEM PERFORMANCE AND ATTRACT NEW INVESTMENTS**

**The WASH Budget per capita:** <sup>xviii</sup> 1.43 USD (2016) Regional average: 3.3 USD (2018) Regional rank: NA (2018)

**WASH Budget as % GDP:** <sup>xix</sup> The WASH budget is 0.11% of the GDP (2016) Regional average: 0.04% (2018)

More can be found in the Collaborative Behaviour Country Profile. <sup>xvi</sup>

**Economic return:** Every dollar invested in the rural poorest quintile has an economic return of 17.8 dollars in South-eastern Asia.

- Multi-year and costed finance strategy\*
- Resources and policies to reduce inequalities in WASH access\*

### Absorption of funds committed

	urban sanitation	rural sanitation	urban drinking water	rural drinking water
Domestic	●	●	●	●
Donor	●	●	●	●
<div> <div></div> Less than 50%                     <div></div> Between 50% and 75%                     <div></div> Over 75%                 </div>				

## REFERENCES

<sup>i</sup> Trend figures are derived from JMP estimates and used to calculate the effort required to reach Agenda 2030 goals. JMP estimates are used for national, rural, urban and regional figures as shown. Quintile estimates are used for water and sanitation while the indicated data source and year is used for hygiene figures.

<sup>ii</sup> UNICEF. Mortality rate, under-5 (per 1,000 live births). . UNICEF\_CME\_MRY0T4

<sup>iii</sup> World Bank databank. Mortality rate attributed to unsafe water, unsafe sanitation and lack of hygiene (per 100,000 population). <https://data.worldbank.org/indicator/SH.STA.WASH.P5>

<sup>iv</sup> UNDRO. Human Development Index.

<sup>v</sup> The GINI coefficient is a single number that demonstrates a degree of inequality in a distribution of income/wealth.

<sup>vi</sup> Gender Inequality Index (GII). <http://hdr.undp.org/en/content/gender-inequality-index-gii>

<sup>vii</sup> JMP. <https://washdata.org>

<sup>viii</sup> UNESCO UIS database. Indicators: CR\_1, CR\_2, CR\_1\_M, CR\_2\_M, CR\_1\_F, CR\_2\_F

<sup>ix</sup> JMP. <https://washdata.org>

<sup>x</sup> Climate Watch NDC Content 2021. Washington, DC: World Resources Institute. Downloaded: 11/19/2021 0:00.

<sup>xi</sup> EMDAT 2021. EM-DAT, CRED / UCLouvain, Brussels, Belgium. Country data downloaded: 2021-10-31

<sup>xii</sup> ND-GAIN 2019. ND-Gain Index of Vulnerability and Readiness. Notre Dame Global Adaptation Initiative, University of Notre Dame.

<sup>xiii</sup> UNDRO 2019. Planetary Human Development Indicator.

<sup>xiv</sup> UNISDR 2015. The human cost of weather related disasters 1995-2015.

[https://www.unisdr.org/2015/docs/climatechange/COP21\\_WeatherDisastersReport\\_2015\\_FINAL.pdf](https://www.unisdr.org/2015/docs/climatechange/COP21_WeatherDisastersReport_2015_FINAL.pdf)

<sup>xv</sup> GLAAS 2018 – 2019. Indicator: A9\_a\_i\_1 Measures to extend services, poor populations – sanitation and A9\_b\_i\_1 Measures to extend services, poor populations - drinking-water. Groups include: Poor populations, Populations living in slums or informal settlements, Populations living in remote or hard-to-reach areas, Indigenous populations, Internally displaced persons and/or refugees, Women, Ethnic minorities, People living with disabilities, Populations with a high burden of disease, Other: senior citizens, terminally ill persons, households with orphans or vulnerable children, widows/widowers and other people without external support.

<sup>xvi</sup> Additional information can be found on the SWA website by selecting the country page: <https://www.sanitationandwaterforall.org/partners/countries-map>

<sup>xvii</sup> GLAAS 2018-2019. Joint sector review indicators. Cambodia

<sup>xviii</sup> GLAAS 2018-2019. Latest (2016) indicator of WASH budget per Capita (US\$ per capita): D2\_budgetPerCap18, D2\_budgetPerCap16, D2\_budgetPerCap13

<sup>xix</sup> GLAAS 2018-2019. Latest (2016) indicator of WASH budget per GDP (US\$ per GDP):